

CURV-O-MARK®

Curv-O-Mark® layout systems have earned a reputation for quality and consistency over a wide range of industries. Easy to use, long-lasting and durable tools, Curv-O-Mark® tools help bring precision to most any layout task.

CONTOUR WORKER KIT

Contour Worker Kit features the top selling precision pipe marking tools with a heavy-duty metal locking case for convenient storage. These tools are durable, long lasting and provide a timesaving solution to the precision marking applications. Kit includes:

- #1 Contour Marker
- #7 Centering Head
- #8 Pro Mag Level
- Standard Radius Marker
- Square Soap Stone & Holder
- Lockable metal carrying case

CONTOUR WORKER KIT

3014807

#1 CONTOUR MARKER

#1 Contour Marker is a compact design, time-saving tool used to lay out pipe and structural steel joints. Ideal for quick, precise layout of laterals at any angle, tees, wyes, crosses, elbows -- any type or size of joint (for use on same size pipe intersections). Eliminates complicated mathematical formulas, cut and try, and needless material waste. Can be used to lay out pipe from 1-1/2" to 18" diameter, or structural steel members up to 18" in a right side up or upside down position. Consists of an X-shaped frame, calibrated protractor, and a triple-jointed marking arm and holder. Protractor is calibrated on both sides -- one in degrees, the other in rise-inches-per-foot -- to service any type of measurement need. Holder accepts a soapstone crayon (included), felt pen or pencil.

#1 CONTOUR MARKER

3001874 [0721-0000]

#4 JUMBO CONTOUR MARKER



Developed for use in the layout of large diameter pipe, from 8" to 48" and structural seal joints, of the same size pipe. Comes complete with a durable web strap (included) to help hold the unit in place during layout. Built-in adjustable dial set level (DSL) ensures accurate center-line location. A soapstone crayon is included.

#4 JUMBO CONTOUR MARKER

3001877 [0721-0003]

COMBO ADAPTOR ACCESSORY




Designed for use with the Standard and Jumbo Contour Markers, the adaptor simplifies handling and increases layout flexibility. Permits use of all four sides of the Contour Marker and allows marking on small diameter pipe, over nipples, old weld or on wrapped pipe. Also provides layouts with compound angles. Using a single setting, or any degree of take-off on elbows and turns up to 90°.

#2 STANDARD
#5 JUMBO

3001875 [0721-0003]
3001878 [0721-0004]

#14 CIRCLE ELLIPSE PROJECTOR



Ideal for creating perfect circles, ellipses or oblong circles on any irregular flat or round surface. Can be used to lay out lateral intersections of different diameter pipes, or to project circles from 1-1/2" to 18" diameter on flat surfaces intersecting at angles from 0 to 70° from vertical. Features a protractor with sliding rod and an adjustable lever to lock in the specified layout. Strong, 20-pound pull magnetic base holds the Projector in position during layout. Durable web strap (included) holds the unit secure on non-magnetic surfaces and can be used on either side of the vertical column. The Projector is equipped with a soapstone crayon and also works with chalk, pencil or steel scribe.

#14 CIRCLE ELLIPSE PROJECTOR

3001888 [0721-0014]

CENTERING HEAD



Aids in the setting of center lines, establishing angles and marks for butt-ins, locating points inside pipes and tanks, laying out keyways and measuring declivity. Standard Model is used on pipe 1/2" diameter and larger and has a 4" Y-type head fitted with an adjustable dial set level (DSL) and a manually operated hardened centering pin. Jumbo Centering Head is ideal for pipe 1" diameter and up and has an 8" Y-type head and a DSL. A spring-loaded hardened centering pin eliminates the need for a hammer.

#6 STANDARD
#7 JUMBO

3001879 [0721-0005]
3001880 [0721-0006]

#9 FITTER WELDER PROTRACTOR



90° protractor has a matching locking lever to set and hold the tool at the desired angle. Equipped with a 5.8" by 10" tapered arm to complete finding of angles or desired bends, or to determine any portions of elbows. Tool is mounted in a 3/4" wide frame with a 3/8" by 6" cast-in rod and comes with a 25-pound pull magnetic base for holding the protractor frame in position. Can be used manually or with a magnetic base.

#9 FITTER WELDER PROTRACTOR 3001882 [0721-0008]


#32 FLANGE ALIGNER BASE



Removes the difficulty of flange aligning and squaring. Tool holds a square in the needed position without tying up one's hands. Base is notched at either end for ease in aligning on the center line of the pipe. Two 25-pound pull, cast-in magnets for holding either a flat horizontal or vertical position. Base accepts either leg of a standard or combination aluminum square and works on pipe diameters from 1"+, requiring only the extension of the legs of the square being used to accommodate larger diameters.

#32 FLANGE ALIGNER BASE 3001903 [0721-0029]

#10 PIPE FLANGE ALIGNER



Aids in fast, accurate pipe construction with self-determining flange aligning tool. Inserts easily into pipe, centers snugly against the inside pipe diameter and automatically aligns with the pipe axis. Quickly adjustable for all types of flanges or pipe sizes ranging from 3" to 12" diameter.

#10 PIPE FLANGE ALIGNER 3001883 [0721-0009]

RADIUS MARKERS



Models available in four sizes for scribing circles up to 80" in diameter. Folding type design--three smallest models will fit conveniently into a shirt pocket. Sturdy friction joints maintain rigidity and accuracy, and are made from lightweight, rustproof aluminum for long wear. Soapstone crayon is included. The scribe holder will accept round, square or flat soap stone crayon, pencil or steel point scribe.

MINI - UP TO 8 IN RADIUS	3001884	[0721-0010]
SMALL - UP TO 20 IN RADIUS	3001885	[0721-0011]
STANDARD - UP TO 24 IN RADIUS	3001886	[0721-0012]
JUMBO - UP TO 40 IN RADIUS	3001887	[0721-0013]

#19 MULTI-TRAMMEL HEADS



Using standard half inch pipe as a trammel bar, heads feature radius set points cast in alignment with marking pointers for easy setting. Equipped with 1/4" screws and squared on the back side of perpendicular alignment. The stationary head holds a 1/4" case hardened center point. Moveable head has a 1/8" steel scribe hardened. Marks from 1-1/2" circle to any diameter needed, depending on length of pipe used as a trammel bar. Allen wrench, soapstone, scribe and pointer also included.

#19 MULTI-TRAMMEL HEADS

3001890 [0721-0016]

#21 VERSI-MAG & HOLDER



Versatile magnetic aids free up hands for other work. Versi-Mag features a single 25-pound magnet cast in a square end body that can be used for the line up of steel parts for welding or machining. Versi-Mag Holder works as a jig or line-up fixture, and can hold leads, hoses, torches or other devices. Includes two 25-pound pull magnets, each cast in an aluminum body and machined with square ends. Each one hinged to swing through a 90° angle and the bodies are fitted with either a holding pin or clamp to receive various tools.

#21 VERSI-MAG
VERSI-MAG HOLDER

3001892 [0721-0018]
3001893 [0721-0019]

#20 DIAL-ANGLE-FLANGE LEVEL




A versatile tool that can be used as a dial degree utility level or, with attachments, for two-holding flange alignment. Constructed of cast aluminum with a protective housing containing an adjustable DSL. Fitted with a threaded, self-aligning conical spacer and conical nut and bolt units for fastening the Level to a pipe flange. One of the nut and bold units is stationary, while the other slides up to 5-1/2" along a slot in the level to accommodate various flange bolt hold spacings from 2" to 5-1/2".

#20 DIAL-ANGLE-FLANGE LEVEL

3001891 [0721-0017]

#8 PRO-MAG LEVEL




A lightweight, easy to use tool for determining angles. Unit is ideal for the pipe fitter, welder, jig builder or anyone who has to determine angles or do setup work. Includes two cast-in 25-pound pull magnets that hold securely to any steel surface. Unit has a 360° adjustable DSL with two 90° quadrants graduated in 2-1/2° increments. Cast in tables are used to convert degree-of-angle to rise-in-inches-per-foot or millimeters-per-meter. A groove on the bottom edge permits use on a small pipe.

#8 PRO-MAG LEVEL

3001881 [0721-0007]

#22 PRO-MAG BURNING SQUARE



Precise tool used in structural thermal cutting and layout. Tool base is a perfect square containing powerful cast-in magnets, permitting placement in any position. Tool surface is embossed with a protractor inscribed with two 90° quadrants graduated in 1° increments. Top of the tool carries an 18" ruler blade divided in 1/8" increments and can be locked in place at the desired angle setting by hand tightening of the adjustment knob. Ruler blade is on a raised plane for use as a straight edge when flame cutting, without distortion or marring. Blade will also accept attachments or extensions that allow an overall length up to 72". Made of cast aluminum.

#22 PRO-MAG BURNING SQUARE

3001894 [0721-0020]

#28 MAGNETIC BURNING GUIDE



Designed for use with a burning torch or plasma cutter as straight edge, the Burning Guide is cast of strong, durable material to withstand heat spatter. Tool's base has three 30-pound pull cast-in magnets for use in any position.

#28 MAGNETIC BURNING GUIDE

3001899 [0721-0025]

ATTACHMENTS FOR #22 & #28



Attachments for #22 Pro-Mag Burning Square and #28 Magnetic Burning Guide.

- #31 ATTACHMENT - 72" OVERALL LENGTH
- #30 ATTACHMENT - 48" OVERALL LENGTH
- #29 ATTACHMENT - 34" OVERALL LENGTH

- 3001902 [0721-0028]
- 3001901 [0721-0027]
- 3001900 [0721-0026]

#33 UNIVERSAL LEVEL



Designed primarily for pipe fitting applications, the Universal Level is a valuable tool for any craft required to use a level or a plumb bob:

- For structural ironworkers, the powerful holding magnets provide an extra hand.
- Electricians will find the Level useful in laying out and lining up heavy conduit.
- With the aid of a handy conversion chart, carpenters can use the Level for the layout of roof rafters.
- Multi-purpose tool features a 360-degree adjustable dial set level (DSL) that ensures accurate leveling and permits the following additional uses: setting a predetermined pitch of a string of pipe, setting the angle of laterals to a precise degree, trueing vertical runs, & two-holding flanges.

Includes two cast-in 25-pound magnets (exerting a 50-pound pull) to securely hold the unit in place on any steel surface, including the underside of a pipe or beam. This permits hands-free leveling, a welcome aid in tight spots. Bubble is mounted on a protector dial, the level may be used in any position and still read accurately. Magnets are cast in and do not interfere with the use of the Level on nonmagnetic materials, such as aluminum, copper, lumber or stone requiring leveling. For aligning pipe flanges (two-holding), the level comes with a two-threaded, self-aligning conical spacer and conical nut and bolt units, designed to fit any size bolt hole spaced between 2-1/4" and 8" centers on flanges. Permits the orientation of flange bolt holds for any size pipe.

#33 UNIVERSAL LEVEL

3001904 [0721-0030]

WRAP-A-ROUND




Economical tool for marking straight lines around pipe, or for use of a straight edge. Made out of flexible gasket material, with good resistance to heat and cold. Available in two colors, designating material type and service temperature. Gray material is used high temperature applications up to 550°F. Black material has a service temperature up to 350°F. Both are asbestos free. Wrap-A-Rounds in 3.88" and 5.00" feature a metric scale and pitch chart. All sizes are printed with a scale in inches, pitch chart, tangent chart and other useful markings. Extra small, small and special order sizes are unmarked.

SIZE	DIMENSIONS WIDTH/LENGTH	PIPE DIAMETER	BLACK ITEM NUMBER	GRAY ITEM NUMBER
EX-SMALL	1.94" X 2'	1" TO 3"	3001856 [0720-0001]	3001865 [0720-0027]
SMALL	2.50" X 2'	1" TO 3"	3001857 [0720-0004]	3001866 [0720-0028]
MEDIUM	3.88" X 4'	3" TO 6"	3001858 [0720-0007]	3001867 [0720-0029]
LARGE	3.88" X 6'	3" TO 10"	3001859 [0720-0010]	3001868 [0720-0030]
EX-LARGE	5.00" X 7'	4" TO 12"	3001860 [0720-0013]	3001869 [0720-0031]
EX-LARGE	5.00" X 9'	6" TO 16"	3001861 [0720-0016]	3001870 [0720-0032]
SPECIAL	3.88" X LENGTH DESIRED*		3001862 [0720-0019]	3001871 [0720-0033]
SPECIAL	5.00" X LENGTH DESIRED*		3001863 [0720-0022]	3001872 [0720-0034]
SPECIAL	7.00" X LENGTH DESIRED*		3001864 [0720-0025]	3001873 [0720-0035]

*SPECIAL LENGTHS AVAILABLE UP TO A MAXIMUM OF 375'

STRESS RELIEF PADS



These flexible pads are made from special non-asbestos, resilient, high temperature materials. Non-combustible and chemically inert, they provide temporary insulation of welds during stress relieving of large diameter piping, ducts, vessels, or tanks. Available in 12", 24" or 48" widths and 1", 1.5", and 2" thicknesses.

DESCRIPTION	PART NO
STRESS RELIEF PADS	HTFM

ACCESSORIES & REPLACEMENT PARTS

#24 SOAPSTONE 1/4 IN X 5 IN ROUND	3001895 [0721-0021]
#26 ROUND SOAPSTONE HOLDER	3001897 [0721-0023]
#25 SOAPSTONE 3/16 IN X 1/2 IN X 5 IN FLAT	3001896 [0721-0022]
#27 FLAT SOAPSTONE HOLDER	3001898 [0721-0024]
#6 CENTERING PIN	3001906 [0722-0001]
CENTERING BUSHING SET #20, #30	3001907 [0722-0002]
DIAL SET LEVEL (DSL)	3001905 [0722-0000]